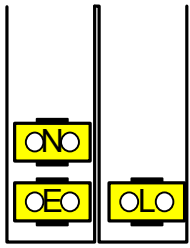
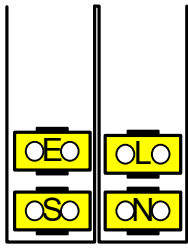


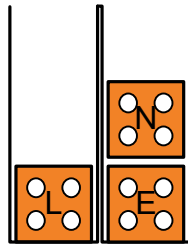
# Selection of Wago Connector Applications



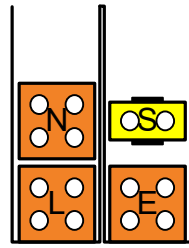
Twin & Earth Joint



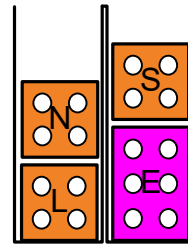
3-Core & Earth Joint



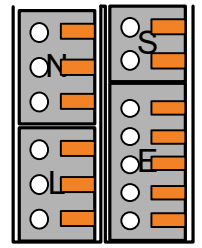
Spur Lighting or Power



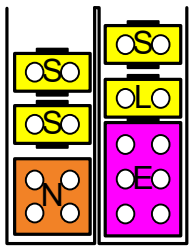
Light fitting with switch & Loop



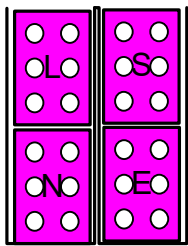
Light & Loop + Timer Overrun Extractor Fan



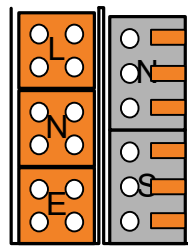
Ceiling Rose Replacement



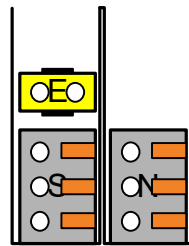
Wiring Centre for Switching 3 Separate loads



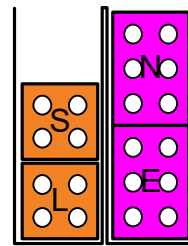
Wiring Centre for 5 Smoke Detectors



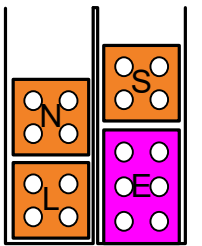
LV Recessed light with switch supply loop & S/L Loop



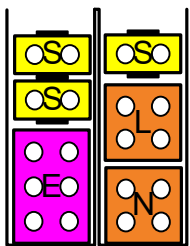
LV Recessed light with S/L loop



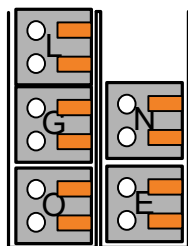
Wiring centre for 3 wall lights with switch & supply loop



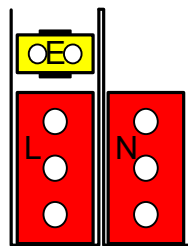
240V Spotlight with switch, supply loop & S/L Loop



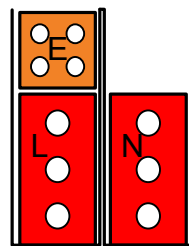
Light fitting with 2-way switching & Loop



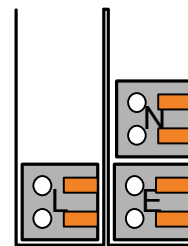
Motorised Valve cable extension



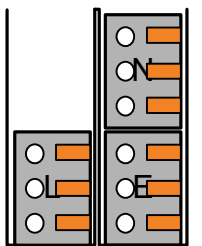
Extension Of 4- 6mm<sup>2</sup> Supply



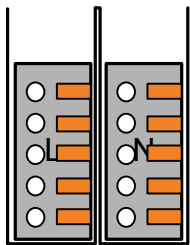
Spur Of 4- 6mm<sup>2</sup> Supply



Connection of under unit lights



Wiring Centre for RCD Switched Fused Spur for Shower control Systems



Wiring centre for 4 under unit lights

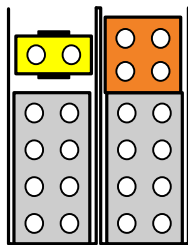


Illustration of capacity with 8-pole 773-108 fitted

## Wago Connector Guide


### Pushwire



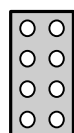
773-102




773-104



773-106



773-108

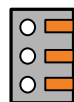


773-173


### Cage Clamp



222-412



222-413



222-415

24Amp  
1.0 - 2.5mm<sup>2</sup>

41Amp  
2.5 - 6.0mm<sup>2</sup>

32Amp  
0.8 - 4.0mm<sup>2</sup>